





PINELLAS COUNTY SCHOOLS

READY, SET...
KINDERGARTEN!



Dear Families,

Going to kindergarten is an important milestone — one of great joy and accomplishment for everyone involved. We are thrilled that you are already beginning to think about this transition. Your engagement in your child's education is essential to growth and success in all areas of early learning and development.

With all the excitement, we know families can be a little worried too. Is my child ready for "big school?" How do I enroll my child? What will my child do all day in kindergarten? That's why we have created ***Ready, Set...Kindergarten!***

In this guide, you will find a variety of resources that will support you and your child as you both begin the transition to kindergarten. We invite you to visit schools, explore kindergarten classrooms and talk with kindergarten teachers.

We'll be here to support you along the way. Give us a call or check our web page if you need assistance.

Thank you for your interest in Pinellas County Schools and your commitment to your child's educational success.




Pinellas County Schools Student Assignment Office
(727) 588-6210

Pinellas County Schools Early Childhood Office
(727) 588-6513

Pinellas County Schools Kindergarten Web Page
pcsb.org/kg



Explore What's Inside!



We're a Ready for Kindergarten Family 4
A month-by-month, week-by-week guide leading up to the first day of kindergarten

What Will We Learn in Kindergarten? 5
A glance at the curriculum covered in kindergarten

Time to Enroll 6-7
A guide through the kindergarten enrollment process

Get Ready to Read 10-11
Suggested books and tips to get reading-ready

Countdown to Kindergarten 13-15
Daily activities to prepare your child for kindergarten

8 Things to Do With Play Dough..... 16

9 Things to Do With Magnetic Letters 16

The ABC Song 17

Look Out Kindergarten, Here I Come! 18
Students can draw a portrait of the fun to come

Important Resources **Back Inside Cover**

Pinellas County Schools offers several early childhood education opportunities to prepare students for kindergarten and beyond. Using the Florida Early Learning and Developmental Standards, all programs offer developmentally appropriate activities that build on children's emerging talents and strengths.

Visit pcsb.org/early for more information.

Be a “Ready-for-Kindergarten” Family!

Time has a way of creeping up, and even though your child may have just started pre-k, before you know it, it will be time to begin thinking about kindergarten! Below is a monthly checklist to guide you and your child as you begin the transition to kindergarten.

October & November

- Learn about school choice and how to apply for District Application Programs (magnets and fundamentals). Visit [pcsb.org/dap](https://www.pcsb.org/dap)
- Attend a Discovery Night to learn more about specific District Application Programs.

December

- Learn how to find your child’s zoned school at [pcsb.org/zone](https://www.pcsb.org/zone)
- Find out when Ready, Set ... Kindergarten! will be held at your child’s zoned school. Visit [pcsb.org/KG](https://www.pcsb.org/KG)

January

- Attend Ready, Set ... Kindergarten! Be sure to get a PCS user ID and password while you are there.
- Know the procedures for making a reservation and enrolling your child in kindergarten.
- Make a reservation for kindergarten at [reservation.pcsb.org](https://www.reservation.pcsb.org)

February to May

- Take the required paperwork to the school to complete the enrollment process (birth certificate or other proof of identity/age; proof of residency; Florida certificate of immunization; physical examination obtained within the last 12 months; see page 6 of this book for more information).
- Download the Vroom app. Each week, Vroom will deliver a simple and fun brain-building activity for you and your child right to your phone. Visit [vroom.org](https://www.vroom.org) for more information.

May to August

- Help your child develop independence by learning how to work belts, zippers, and buttons on clothing.
- Read books together about starting kindergarten. See pages 10 and 11 of this booklet for suggested titles.

Two Weeks Before School Begins

- Talk with your child about making new friends and what will happen during the school day.
- Start to establish an evening going-to-bed routine and a morning getting-ready-for-school routine with your child.
- If your child will bring a lunch, practice opening and closing food storage containers and bags.

One Week Before School Begins

- Attend a back-to-school event to learn about your child’s school, the class and to meet the teacher.
- Practice walking the route from the car or bus circle to the classroom with your child before school starts to develop confidence in new routines.
- Help your child lay out clothes the night before.
- Talk with the school nurse and your child’s teacher if your child has allergies or special needs.

First Day of School

- Allow plenty of time to get ready for school.
- If you are taking your child to school, leave early to allow time to find parking and navigate the campus.
- Have fun and celebrate the first day!

Throughout the Year

- Begin to establish good attendance habits by making sure your child attends kindergarten every day.
- Make backup plans to be sure your child can get to school on rainy days.
- Set aside time after school each day to talk with your child about the day.
- Read everything the school sends home.
- Learn how you can become involved in your child’s education.

What Will We Learn in Kindergarten?

Kindergarten is an exciting time as your child begins the first year of formal education in elementary school. Across the school day, children will continue to develop and refine social/emotional skills such as managing feelings, sharing materials and resolving conflicts with words. Learning is guided by Florida's B.E.S.T. standards in English Language Arts and Mathematics as well as standards in science, social studies, physical education, health education, visual arts and music. Below is a brief description of what students will learn in each discipline. All standards can be viewed on CPALMS at cpalms.org

English Language Arts

Students will develop skills that will help them become successful readers and writers. Using all they know about letters, sounds, and words, they will begin to read short texts on their own. They will learn to think and talk about stories and informational text to deepen understanding. In writing, they will learn how to put letters and sounds together to create words that convey their thinking.

See more at pcsb.org/kg

Mathematics

Students will develop key mathematical understandings in number sense and operations, geometric and algebraic thinking, data analysis and probability, and mathematical reasoning. Students will explore concepts using manipulatives and drawings, and then progress to the more abstract using numerals, symbols, and equations.

See more at pcsb.org/kg

Science

In science, students will learn to make observations using the five senses, collaborate with partners to collect information, keep records of investigations, and create visual representations as they develop key understandings in physical, earth, and life science.

See more at pcsb.org/kg

Social Studies

Social studies instruction prepares students to be knowledgeable and active citizens. They will begin to learn about themselves, their families and community. Concepts are related to history, patriotism, national symbols, citizenship, geographic locations, economics, understanding the rules and respecting the rights and property of others.

See more at pcsb.org/kg

Health Education

Health education provides students with the knowledge and skills they need to be healthy throughout their lifetime by maintaining and improving health through concepts like personal hygiene, safety, identifying and expressing feelings and respect for others.

See more at pcsb.org/kg

Physical Education

Elementary physical education focuses primarily on fundamental motor skills with skill acquisition. These motor skills form the building blocks for game play, physical activity, and fitness activities that follow in later years.

See more at pcsb.org/kg

Visual Arts

Kindergarten art includes exploratory experiences that introduce a variety of concepts and ideas, art and digital media and processes, and the safe use of materials. Students learn art vocabulary, terms, and procedures during the creative process that help them describe and talk about their work.

See more at pcsb.org/kg

Music Education

Kindergarten students explore their environment and music world through a variety of experiences. Singing, listening, and movement activities form the foundation for musical development and will be developed through singing, movement, creative musical play, creating, listening, and understanding activities.

See more at pcsb.org/kg

Time to Enroll

1

Get a Pinellas County Schools User ID and Password

Go to any nearby public school to obtain a parent user ID and password (if you don't already have one for another child in your family). Be sure to bring a government-issued photo ID.

2

Reserve a Seat

Log onto the Student Reservation System at reservation.pcsb.org using your PCS user ID and password.

3

Complete Enrollment at Your Child's School

Visit your child's assigned school and deliver the required documents.

Free and Low-Cost
Medical Care and
Immunizations for
Children

Get the medical resource
guide at pcsb.org/kg


Important Enrollment Notes:

- Students must be 5 years old on or before September 1 of the school year for which they are enrolling.
- Many elementary schools are closed during the summer. Please enroll your child for kindergarten before schools close in May.
- Students can choose a non-zoned school (if there is room) by applying for a Special Assignment Request (SAR).

Required Documents

Bring the following documents when enrolling your child at school:

- Certified birth certificate or other proof of date of birth
- Physical examination signed by a licensed examiner (within 12 months prior to enrollment in kindergarten)
- Florida Certificate of Immunization (including specific dates - month, date and year given)
 - All new students entering school in Florida for the first time must have a completed Florida Certificate of Immunization (DOH 680) with appropriate immunizations for kindergarten
- Proof of residency (2 forms of documentation required)
 - Utility bill for power, water, cable, sewer or land-based telephone (not cellular)
 - Rental agreement or lease
 - Closing document
 - Pinellas County tax statement with homestead exemption
 - Affidavit of residency completed and notarized with two of the items listed above in the name of the person with whom you reside and who is listed on the affidavit
- Social Security card (required to request, but not mandatory)



Questions to Ask While Enrolling

The Basics

- When is the first day of school?
- What time does school start?
- Will there be an orientation or tour before the first day of school?
- What is the name of my child's teacher?

Before/After School

- Where do car riders get dropped off/picked up?
- Where do I meet my child to walk home after school?
- Is bus transportation available for my child?
- Can my child attend the before/after school program?

Nutrition

- Is school breakfast available? How much does it cost?
- How much does school lunch cost?
- How do I set up a lunch account for my child?

Clothing

- What is the uniform/dress code policy?
- What kind of shoes should my child wear?
- Do I need to send in a change of clothes in case of an accident?

Classroom Supplies

- Is there a list of supplies my child needs to bring?
- Does my child need a backpack?
- Will my child have a cubbie?

Allergies & Medical Information

- What do I do if my child needs to take medication at school?
- How can I schedule time with the school nurse?



Attendance Matters

Did you know that missing just one or two days of kindergarten every few weeks can make it harder for children to develop reading skills and to be prepared for first grade? Being late or tardy can impact your child's education too. Learning begins the minute the bell rings.


Here are some tips so your child won't miss a minute of learning:

- Know the attendance policy for your child's school.
- Set a regular bedtime and morning routine.
- Lay out clothes and pack backpacks the night before.
- Allow your child to stay home only when truly sick.
- Develop backup plans to get your child to school. Call on a neighbor, family member, or another parent.
- Avoid family vacations or appointments for your child when school is in session.





Resources & Activities



Get Ready to Read

Reading a book together with your child is the most important activity you can do to prepare your child to succeed as a reader. Fill your story times with a variety of books. Reading books aloud to children stimulates their imagination and expands their understanding of the world around them. It helps them develop language, sharpen their listening skills and begin to understand how books and print work.

Make reading part of family life by reading aloud to your child at least once a day at a regularly scheduled time. Don't worry if your child wants to hear the same book over and over. While it may be boring for you, hearing the same book provides predictability and builds confidence.

Be consistent, be patient and watch your child fall in love with books.


Books About Making Friends

As children enter kindergarten, they are often worried about forming new friendships. Snuggle up with your child and read a good book about making new friends. Happy Reading!




Big Al

by Andrew Clements




Chester's Way

by Kevin Henkes




Fox Makes Friends

by Adam Rief



You Are Friendly

by Todd Snow



My Friend Rabbit

by Eric Rohmann




Otis

by Loren Long




The Recess Queen

by Laura Huliska-Beith



Yo! Yes?

by Chris Raschka



How Do Dinosaurs Play with Their Friends

by Jane Yolen


Find Great Books!

1. Start a home library for your child.
2. Share stories you loved as a child.
3. Join the FREE Pinellas Public Library Cooperative at www.pplc.us
4. Check out Storyline Online, Get Epic and myON Pinellas for great online resources.



Books About Kindergarten


Starting kindergarten can be exciting and a little scary at the same time. Read some books about kindergarten to help your child know what to expect!



Countdown to Kindergarten
by Alison McGhee




Look Out, Kindergarten, Here I Come!
by Nancy Carlson




The Kissing Hand
by Audrey Penn



Un Beso en Mi Mano
by Audrey Penn




I Am Absolutely Too Small for School
by Lauren Child



David Goes to School
by David Shannon



Mae's First Day of School
by Kate Berube



Off to Kindergarten
by Tony Johnston




The Name Jar
by Yangsook Choi



First Day Jitters
by Julie Danneberg




¡Que Nervios! El Primer Día de Escuela
by Julie Danneberg



We Don't Eat Our Classmates
by Ryan Higgins



The King of Kindergarten
by Derrick Barnes



Pete the Cat Rocking in My School Shoes
by Eric Litwin



Welcome to Kindergarten
by Anne Rockwell


Reading Nonfiction is Fun!

Reading nonfiction helps young children learn about the world around them, build a rich vocabulary and develop a store of knowledge they'll draw on in school and throughout life. Here are some tips for making nonfiction reading fun!

1. Choose great books on topics your child will love...from space to sports and toads to pterodactyls. There's a book for everyone!
2. Take advantage of the pictures. Photos and illustrations can help your child make sense of the content. Don't forget the captions and labels, too!
3. Dip in and out. Nonfiction doesn't have to be read from cover to cover like a story. Use the table of contents to find an interesting place to start.
4. Invite your child to join in. Encourage natural reactions such as making comments, asking questions, chiming in and sharing ideas.
5. Make real-life connections. Cooking together may spark an interest in books about becoming a chef or reading a book about bugs may awaken the inner critter collector in your child.



Vroom is here.



Every parent has what it takes to be a brain builder.

What is Vroom?


New science 🧠 tells us that our children's first 🌟 years are when they develop the foundation for all future 🧠 learning. Every time we connect with them, it's not just their eyes that light up—it's their brains too. In these moments, half a million neurons ⚡ fire at once, taking in all the things we say and do. We can't see it happening, but it's all there, all at work. That's why **vroom** is here.

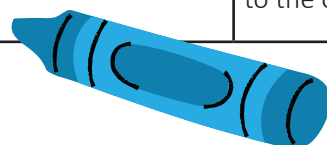
vroom turns shared moments into brain building 🛠️ moments. Whether it's 🍴 mealtime, 🛁 bathtime, or anytime in between, there are always ways to nurture our children's growing minds.

It's FREE! To learn more about Vroom and download the app, visit joinvroom.org

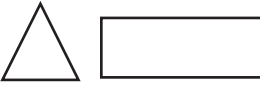

Countdown to Kindergarten


Countdown to Kindergarten provides some quick and fun activities to do with your child each day as you count down the days until kindergarten begins. When you finish an activity, color the box.


Get a pencil. Put the pencil over your head. Under the table. Behind the chair.	Sing the ABC Song. Point to the letters on your chart on page 17 of this book.	Pick one thing to do from the 9 Things to Do With Magnetic Letters list on page 16 of this book.	Cut the letters in your name out of a magazine or newspaper. Glue them on paper to make your name.
Is it morning, afternoon, or evening? What is your favorite time of day?	Bounce a ball. Count how many times you can bounce a ball with your right hand. Then try your left hand.	Go to the park. Find something that is: orange blue black white	Name 4 animals that live in a tree.
Name some healthy foods.	Close your eyes and pick a crayon. Name something that is the same color.	Look outside. What is the weather like today?	An ice cube is cold. Name some things that are hot.
Name the fruits in your refrigerator.	Name 3 ways you can travel to the store.	Look around your house for some objects that are shaped like circles.	Pick one thing from the 8 Things to Do With Play Dough on page 16 of this book.
Hop 5 times in a row on each foot.	A feather is light . Name something that is heavy .	Go on a walk. Find something that is: red yellow green brown	Find some people in your family. Stand behind them. Stand in front of them. Stand in between them.
Point to your: knee ankle waist ear	Name 4 animals with tails.	Go outside. Find a plant that is tall. Find a plant that is short.	Name some things you can hear with your sense of hearing.
Have your family stand in a line. Who is the tallest? Who is the shortest?	Draw these shapes: 	If you could get on a plane and go anywhere...where would you go? Draw a picture.	Put the words "butter" and "fly" together. What word does it make? Try cup & cake, foot & ball.
Pick one thing to do from the 9 Things to Do With Magnetic Letters on page 16 of this book.	What is your favorite color? Draw a picture of something that is your favorite color.	Name some things you can smell with your sense of smell.	Name the vegetables in your refrigerator.
Name something you can see with your sense of sight. Describe it.	Name something you like to do outside. Draw a picture.	Find something that is the same shape as an orange.	Gallop across the room. Now gallop back.
Point to your: hand eye elbow wrist	Look around your house for some objects that are shaped like squares.	Write your name on a piece of paper. Circle the first letter.	Use your sense of touch. Find something that is bumpy. Find something that is smooth.
Which animal is faster, a lizard or a snail? How do they travel?	How high can you count? Start at one and see how high you can count.	Say the nursery rhyme <i>Jack and Jill</i> with someone in your family.	Name 4 animals that you might find when you visit a farm. Draw one.
Where is the sun in the morning, afternoon, evening? Where is the moon?	Name 5 creatures that live in the ocean. Draw one.	Up is the opposite of down. What is the opposite of cold? What is the opposite of little?	Can you skip? Try to skip from one end of the room to the other.





Tell a story about a time when you were happy. Draw a picture of yourself when you were happy.	Go to the park. What letters do you see on the signs?	Point to your: shoulder fingers nose lips	Look around your house for some objects that are shaped like rectangles.
Sing the ABC Song. Point to the letters on your chart on page 17 of this book as you sing. Circle the first letter of your name.	Do 10 jumping jacks. Count from 1 to 10. Do 10 more jumping jacks. Count from 10 to 1.	Are there more boys or girls in your family? How many girls? How many boys?	Can you say your first and last name? Can you say it loud?
Pull the shoes out of your closet. Sort them by color. Sort them by velcro and tie shoes. Sort them by dress shoes and play shoes.	A turtle is slow. Name an animal that is fast.	A parrot can fly. Name 3 other animals that fly.	Sing the ABC Song. Point to the letters on page 17 of this book as you sing. Find the letters M S B T A
A boat travels on the water. What else travels on the water?	Count your fingers. Count your toes. Do you have more fingers or toes?	What is your telephone number? Practice saying it.	Tell a story about a time when you were sad. Draw a picture of yourself when you were sad.
Point to your: shin cheeks eyelid eyebrow	Think about your favorite book. Can you retell the story?	Go outside on the sidewalk. Draw a hopscotch with a piece of chalk. Play hopscotch.	Put the words "rain" and "bow" together. What word does it make?
Sing the ABC Song. Point to the letters on page 17 of this book as you sing. Find the letters C P K R F	March across the room. Count while you march.	Go outside. Find something that is taller than you. Find something that is shorter than you.	Draw these shapes: 
Find a ball. Play catch with someone in your family.	Pick one thing from the 8 Things to Do With Play Dough on page 16 of this book.	Write your name. Circle the first letter in your name. Underline the last letter in your name.	A rock is hard. Name something that is soft.
Tell a story about a time when you were scared. Draw a picture of yourself when you were scared.	Use the shapes below to draw a house. 	Use your sense of taste. Find something that is sweet. Name something that is salty.	Sing the ABC Song. Point to the letters on page 17 of this book as you sing. Find the letters A H N W Z
Look outside. What is the weather like today?	Balance on one foot. Now try to balance on the other foot.	Put the words "sun" and "glasses" together. What word does it make?	What do you do to help a friend that is feeling sad?
Pick one thing to do from the 9 Things to Do With Magnetic Letters on page 16 of this book.	Go outside. Count the birds that you see.	Use your sense of touch. Find something that is prickly. Find something that is warm.	Practice tying your shoes.
Look around your house for objects that are shaped like triangles.	When is your birthday? How old will you be?	Have your family stand in a line. Who is first in line? Who is next? Who is last?	Pick one thing from the 8 Things to Do With Play Dough on page 16 of this book.
Can you name all the letters in your name? In someone else's name?	Bat and cat rhyme. Can you name some other words that rhyme?	The wood we use is from trees. Do you have wood in your home? Where?	Can you name 3 other words that begin with the same sound as sun?





Strawberries are a fruit. Can you name two other fruits?	Sing the ABC Song. Point to the letters on page 17 of this book as you sing. Find the letters L S W A	Can you name some words that have the same beginning sound as toy?	Count the number of spoons in your house. Now count the number of forks. Which has more?
Name some wild animals that you know about. Draw one.	Find some triangles in your neighborhood or home. Count how many you see.	Pick one thing to do from the 9 Things to Do With Magnetic Letters list on page 17 of this book.	Count out seven toys. Now write the number seven.
Say the nursery rhyme <i>Humpty Dumpty</i> with someone in your family.	Solve the problem. Sara had two apples. Her mom gave her three more. How many apples does Sara have?	Name something that is big. Name something that is small.	Pick one thing from the 8 Things to Do With Play Dough on page 16 of this book.
Clap the beats (syllables) in your name. Now clap the beats in the word butterfly.	What number comes after 8? What number comes after 4? What number comes before 6? What number comes before 10?	Can you hop on one foot 10 times? Now try the other foot.	Sing the ABC Song. Point to the letters on page 17 of this book as you sing. Name these letters: R Z O G
Sing the ABC Song. Point to the letters on page 17 of this book as you sing. Name these letters: Y P V C	Clean up your toys. Sort them into two piles – toys made of plastic and toys not made of plastic. Which pile has more?	Name a friend you like to play with. Draw a picture of the two of you playing together.	Have someone write your first and last name. How many letters are in your first name? How many letters are in your last name?
What are some things that are up high in your home? What are some things that are down low in your home?	Clap the beats (syllables) in your name. Now clap the beats in the word alligator.	A carrot is a vegetable. Can you name some other vegetables?	Which number is more: 12 or 5? 7 or 16? Which number is less: 6 or 14? 8 or 2?
Use your body to make a pattern: clap, stomp, clap, stomp. Try to make another pattern.	Find a deck of cards. Pull out numbers 2-9. Turn them face down. Turn one over. Count out that number of pennies.	Pig rhymes with dig. Can you name two other words that rhyme with dig?	Can you name 3 other words that begin with the same sound as fish?
Can you read all the letters and numbers on a license plate?	Sing the ABC Song. Point to the letters on page 17 of this book as you sing. Find the letters N Q E X	Can you count from 0-10. Now count backwards from 10 to 0.	Can a walrus be a pet? Can you name some animals that are pets?
Solve the problem. Jose had 8 lollipops. He gave 3 to his sister. How many lollipops did he have left?	Pick one thing from the 8 Things to Do With Play Dough on page 16 of this book.	Can you name 3 other words that begin with the same sound as bat?	Dogs walk on 4 feet. Name some other animals who walk on 4 feet.
Can you do: 5 toe touches 5 jumping jack 5 big steps	Name 4 animals that you might find when you visit a zoo. Draw one.	Say the nursery rhyme 1,2, Buckle My Shoe. Name these numbers: 9 0 6 15 2 5 11 13	Draw a story about a time when you fell down and got hurt.
Draw a circle. Find 4 circles in your home or neighborhood.	Clap the beats (syllables) in your name. Now clap the beats in the word helicopter.	Can you draw a square? Now find or name 3 objects that are shaped like squares.	Birds use wings to fly. Name 4 other creatures that can fly. Draw one of them.
Think about your favorite book. Can you retell most of the story using the pictures in the book to help you?	Can you name three other words that begin with the same sound as dog?	Can you say your name when someone asks you? Can you say your full name – first and last?	Can you balance? Pick up one foot and count to ten. Now try the other foot.
Solve the problem. Joe had 10 fish. He gave away. How many does he have left?	Say the nursery rhyme <i>Hickory Dickory Dock</i> with someone in your family.	Pretend you are going to the beach. Draw a picture of 4 things you will take with you.	What do you want to learn most when you go to kindergarten?

8 Things to Do With Play Dough

1. Have your child roll the play dough into logs to make letters, numbers, and shapes.
2. Let your child play with the dough — squeezing, rolling, pinching, and pulling it to strengthen small hand muscles that help with writing.
3. Tell your child a number between 1 and 10 and have him/her make the same number of play dough balls.
4. Help your child use the play dough to create 3 dimensional sculptures such as trees, people, and animals. Help your child imagine what shapes to use to make the sculptures.
5. Make a group of play dough balls between 1 and 10. Have your child make more, less, or the same number of balls as you.
6. You and your child make characters out of the play dough. Then use the characters to act out a story.
7. Gather materials from around the house and yard such as a fork, shell, pine cone, leaf, feather, and beads. Press the objects into the play dough to create a design. Talk about the designs.
8. Roll the play dough into a log. Use it to measure things around the house. Find things that are longer and shorter than the log.



9 Things to Do With Magnetic Letters



1. Encourage your child to play with the letters on the refrigerator or on table. Playing with letters allows children to learn more about how they look.
2. Have your child sort letters in a variety of ways — letters with long sticks, letters with circles, letters with tunnels, letters with dots, letters with slanted sticks, and letters with short sticks.
3. Put the letters in the order of the alphabet. Then have your child point to them and sing the alphabet song.
4. A child's name is the most important word. Have your child make his/her name several times, mixing up the letters, putting the letters in order again and checking them with a written name card.
5. Have your child sort letters by color. For example, find all the red letters and then name them.
6. Using the alphabet chart, have your child match the magnetic letters to the letters on the chart.
7. Have your child line up the letters randomly and then name them from left to right.
8. Match uppercase and lowercase letters.
9. Have your child pick a letter and then name something that begins with that letter.

The ABC Song

Aa 	Bb 	Cc 	Dd 
Ee 	Ff 	Gg 	Hh 
Ii 	Jj 	Kk 	Ll 
Mm 	Nn 	Oo 	Pp 
Qq 	Rr 	Ss 	Tt 
Uu 	Vv 	Ww 	Xx 
Yy 	Zz 		

Look Out Kindergarten!
Here I Come!



Resources

Community Resources

Medical Emergencies.....	911
Poison Control.....	1-800-222-1222
SafeKids (childproof home, car seats, water safety, injury prevention).....	1-800-756-7233
Pinellas County Health Department (low cost physicals, immunizations).....	727-824-6900
Evara Health (referrals, prescriptions).....	727-821-6701
Florida Kid Care (health insurance).....	1-888-540-5437
American Red Cross (infant/child first aid & CPR classes).....	727-446-2358
US Consumer Product Safety Hotline (unsafe or recalled products).....	1-800-638-2772
Car Seat Education and Safety.....	Fire department
Community resources (clothing, shelter, counseling, parent support).....	211
WIC Florida (food for women, infants and children).....	1-800-342-3556
Public Library Information.....	727-441-8408
Reporting Suspected Child Abuse or Neglect.....	1-800-96ABUSE (1-800-962-2873)

Child Care Resources

Pinellas County Schools Early Childhood Programs.....	727-588-6513
Child Care Resource & Referral (locate child care centers and homes).....	727-400-4411
Voluntary Prekindergarten (VPK).....	727-400-4411
School Readiness Child Care Wait List/Eligibility Requirements.....	727-400-4411
Pinellas County Child Care Licensing (history of compliance/complaints).....	727-507-4857

Child Development Resources

The Early Learning Coalition (ELC) Warm Line.....	727-545-7536
Early Steps (birth to 36 months).....	727-767-4403
Early Steps Parent Support.....	727-767-6705
FDLRS Child Find (birth to 21 years).....	727-793-2723
Parenting and Child Guidance.....	(Helpline)211
Project Challenge (concerns about my child's behavior in child care).....	727-578-5437

Your School Name

School Phone Number

PINELLAS COUNTY SCHOOLS



Contact Us

Pinellas County Schools Student Assignment Office
(727) 588-6210

Pinellas County Schools Early Childhood Office
(727) 588-6513

Pinellas County Schools Kindergarten Web Page
pcsb.org/kg

Mission

Educate and Prepare Each Student for College, Career and Life

Vision

100% Student Success

